Constant current independent dimmable driver
KUL Series suffix m(Isolated 1-10V/10V PWM/Rx)



Features

- Isolated 1-10V/10V PWM/Rx dimming interface
- Loop-in and loop-out wiring without junction box
- 10-level current output can be realized by DIP-switch, easier to adjust the luminaire power
- Soft dimming and flicker-free at any brightness, meets the new requirements of ErP certification
- Using HPC patented technology at any dimming level, the brightness between lights is same
- Standby power input<0.5W, meets the ErP requirements of new certification
- High PF, high efficiency, low THD
- Screw-free and pressing type strain relief, easier install
- Independent input and output strain relief, stronger wiring
- Supports 0.75-1.5mm^2 input wires, stronger wiring
- SELV and Class II design, suitable for use side of the luminaires
- Passed CE,ENEC,RCM,CCC,UKCA,EL and other certifications
- IP20 protection grade, indoor use
- Nominal life-time up to 100,000 h
- 5.5-year guarantee

Interfaces

- 1-10V 3in1 Isolated(1-10V / 10V PWM / Rx)

Functions

- Support central emergency application (dimming normal in DC input)
- Support self-contained emergency application
- Protective features (short-circuit protection, no-load protection)

Suitable for lights

- Suitable for lights with independent drivers such as downlights, spotlights, panel lights, etc

Typical applications

- LED indoor lighting
- LED office lighting
- LED commercial lighting

Model coding rules of KUL series

BK - KULXXX - XXXX A m

- m — Function mode
- A — Output load voltage range identification code
- XXXX — Output current
- KULXXX — Product series
- BK — BOKE

Function list

Model	Suffix	Wired dimming
		1-10V 3in1
BK-KUL030 BK-KUL040 BK-KUL050 BK-KUL060	m	√

Model list

Model	Input voltage	Output power	Output voltage	Output current	Dimension
BK-KUL030-0800Am	200-240VAC/DC	30.4W MAX.	24-42VDC	0.35-0.8A	L103*W68.5*H31mm
BK-KUL040-1050Am	200-240VAC/DC	40W MAX.	24-42VDC	0.6-1.05A	L103*W68.5*H31mm
BK-KUL050-1300Am	200-240VAC/DC	49.4W MAX.	24-42VDC	0.85-1.3A	L123*W78.5*H31mm
BK-KUL060-1650Am	200-240VAC/DC	62.7W MAX.	24-42VDC	1.2-1.65A	L123*W78.5*H31mm

Technical data

Product model	BK-KUL030-0800Am
Output parameters	
Regulation method	Constant Current
Rated output current range	0.35-0.8A,see the DIP-switch for details
Rated output voltage range	24-42VDC,see the DIP-switch for details
Rated output power	30.4W Max,see the DIP-switch for details
Output current adjustment	DIP S.W(10 levels)
Output current ripple LF	±2%
Output current accuracy	±5%
Linear regulation	±5%
Load regulation	±5%
No load output voltage	50VDC
Flicker-free(typical)	Flickering percent(IEEE 1789)=0.224%(100Hz), Flicker index(IEEE 1789)=0.000(100Hz), Pst LM = 0.018, SVM = 0.006, (The above parameters are obtained from testing the panel lights)
Input parameters	
Rated input voltage range	200-240VAC 200-240VDC
Input voltage range	180-264VAC 180-264VDC
Input votage shock	<380 V AC
Input current	<0.21A (Rated input voltage)
Input frequency	0/50/60Hz
Input PF/Input DF(typical)	PF: 0.98,DF: 0.98 ,see the electrical values below for details
Input THD(typical)	7% ,see the electrical values below for details
Efficiency(typical)	87.5% ,see the electrical values below for details
In-rush current(typical)	15A peak ,254us duration(50 % Ipeak), see the description below for details
Start/Switchover/Turn off	<0.5s(AC start),<0.5s(DC start),<0.3s(AC/DC switchover),<0.5s(Turn off)
Switching cycles	> 100,000 switching cycles
Power consumption(typical)	Full load(Pin):33.8W, No load(Pno): N/A, On stand-by(Psb) : <0.5W, Network stand-by(Pnet) : N/A
Safety	
Withstand voltage	I/P-O/P(LED):3750V AC(LED,DIM port must be short-circuited),O/P(LED)-O/P(DIM):1500V AC,I/P-O/P(DIM):1500V AC
Mains surge capability	L-N:2KV(90°/270°, 5 times each with an interval of 60s)(Performance criterion:A)
Leakage current(typical)	0.2mA
Isolation resistance	I/P-O/P:100MΩ/500Vdc/25°C/70% RH
Control interface	
DALI dimming port	N/A
pushDIM dimming port	N/A
1-10V 3in1 dimming port	Voltage range: 0-10V, interface current consumption: 0.3mA
Auxiliary power supply	N/A
Dimming range	5%-100%
Dimming drive mode	AM(amplitude modulation)
Emergency support	
Central emergency system	Supported
Self-contained emergency	Supported
Environment & Life time	
Operating temperature	Ta=-20-45°C
Case temperature	Tc=80°C
Operating humidity	5-85% RH, not condensed
Storage temp./humidity	-40-80°C, 5-85% RH, not condensed
IP grade	IP20
MTBF	500,000H,MIL-HDBK-217F(25°C)
Life-time	Nominal life-time up to 100,000 h, see the description below for details
Vibration resistant	10~500Hz,5G 12min./1cycle,period for 72min. each along X,Y,Z axes
Acoustic Noise	<25dB(30cm, Normal operation)
Environmental protection	RoHS
Certifications and standards	
Certification	CE,ENEC,RCM,CCC,UKCA,EL
Safety	EN61347-1, EN61347-2-13, EN62384
EMC	EN55015, EN61000-3-2 , EN61000-3-3, EN61000-4-2,3,4,5,6,8,11, EN61547
DALI-2	N/A
EL	Compatible IEC 61347-2- 13 Annex J , compatible with EN 60598-2-22 and EN 50172
RF	N/A

Remarks

1.By default, all parameter are measured at 230VAC input, 50Hz, full load and 25°C of ambient temperature.

2.The driver can not be installed inside the light. when the driver is used with the light, the EMC of the whole light needs to be tested.

Technical data

Product model	BK-KUL040-1050Am
Output parameters	
Regulation method	Constant Current
Rated output current range	0.6-1.05A,see the DIP-switch for details
Rated output voltage range	24-42VDC,see the DIP-switch for details
Rated output power	40W Max,see the DIP-switch for details
Output current adjustment	DIP S.W(10 levels)
Output current ripple LF	±2%
Output current accuracy	±5%
Linear regulation	±5%
Load regulation	±5%
No load output voltage	50VDC
Flicker-free(typical)	Flickering percent(IEEE 1789)=0.215%(100Hz), Flicker index(IEEE 1789)=0.000(100Hz), Pst LM = 0.016, SVM = 0.004, (The above parameters are obtained from testing the panel lights)
Input parameters	
Rated input voltage range	200-240VAC 200-240VDC
Input voltage range	180-264VAC 180-264VDC
Input votage shock	<380 V AC
Input current	<0.24A (Rated input voltage)
Input frequency	0/50/60Hz
Input PF/Input DF(typical)	PF: 0.97,DF: 0.98 ,see the electrical values below for details
Input THD(typical)	8% ,see the electrical values below for details
Efficiency(typical)	88.5% ,see the electrical values below for details
In-rush current(typical)	15A peak ,254us duration(50 % Ipeak), see the description below for details
Start/Switchover/Turn off	<0.5s(AC start),<0.5s(DC start),<0.3s(AC/DC switchover),<0.5s(Turn off)
Switching cycles	> 100,000 switching cycles
Power consumption(typical)	Full load(Pin):45.2W, No load(Pno): N/A, On stand-by(Psb) : <0.5W, Network stand-by(Pnet) : N/A
Safety	
Withstand voltage	I/P-O/P(LED):3750V AC(LED,DIM port must be short-circuited),O/P(LED)-O/P(DIM):1500V AC,I/P-O/P(DIM):1500V AC
Mains surge capability	L-N:2KV(90°/270°, 5 times each with an interval of 60s)(Performance criterion:A)
Leakage current(typical)	0.2mA
Isolation resistance	I/P-O/P:100MΩ/500Vdc/25°C/70% RH
Control interface	
DALI dimming port	N/A
pushDIM dimming port	N/A
1-10V 3in1 dimming port	Voltage range: 0-10V, interface current consumption: 0.3mA
Auxiliary power supply	N/A
Dimming range	5%-100%
Dimming drive mode	AM(amplitude modulation)
Emergency support	
Central emergency system	Supported
Self-contained emergency	Supported
Environment & Life time	
Operating temperature	Ta=-20-45°C
Case temperature	Tc=90°C
Operating humidity	5-85% RH, not condensed
Storage temp./humidity	-40-80°C, 5-85% RH, not condensed
IP grade	IP20
MTBF	500,000H,MIL-HDBK-217F(25°C)
Life-time	Nominal life-time up to 100,000 h, see the description below for details
Vibration resistant	10~500Hz,5G 12min./1cycle,period for 72min. each along X,Y,Z axes
Acoustic Noise	<25dB(30cm, Normal operation)
Environmental protection	RoHS
Certifications and standards	
Certification	CE,ENEC,RCM,CCC,UKCA,EL
Safety	EN61347-1, EN61347-2-13, EN62384
EMC	EN55015, EN61000-3-2 , EN61000-3-3, EN61000-4-2,3,4,5,6,8,11, EN61547
DALI-2	N/A
EL	Compatible IEC 61347-2- 13 Annex J , compatible with EN 60598-2-22 and EN 50172
RF	N/A

Remarks

1.By default, all parameter are measured at 230VAC input, 50Hz, full load and 25°C of ambient temperature.

2.The driver can not be installed inside the light. when the driver is used with the light, the EMC of the whole light needs to be tested.

Technical data

Product model	BK-KUL050-1300Am
Output parameters	
Regulation method	Constant Current
Rated output current range	0.85-1.3A,see the DIP-switch for details
Rated output voltage range	24-42VDC,see the DIP-switch for details
Rated output power	49.4W Max,see the DIP-switch for details
Output current adjustment	DIP S.W(10 levels)
Output current ripple LF	±2%
Output current accuracy	±5%
Linear regulation	±5%
Load regulation	±5%
No load output voltage	50VDC
Flicker-free(typical)	Flickering percent(IEEE 1789)=0.271%(100Hz), Flicker index(IEEE 1789)=0.001(100Hz), Pst LM = 0.012, SVM = 0.009, (The above parameters are obtained from testing the panel lights)
Input parameters	
Rated input voltage range	200-240VAC 200-240VDC
Input voltage range	180-264VAC 180-264VDC
Input votage shock	<380 V AC
Input current	<0.29A (Rated input voltage)
Input frequency	0/50/60Hz
Input PF/Input DF(typical)	PF: 0.98,DF: 0.98 ,see the electrical values below for details
Input THD(typical)	7% ,see the electrical values below for details
Efficiency(typical)	89% ,see the electrical values below for details
In-rush current(typical)	17A peak ,308us duration(50 % Ipeak), see the description below for details
Start/Switchover/Turn off	<0.5s(AC start),<0.5s(DC start),<0.3s(AC/DC switchover),<0.5s(Turn off)
Switching cycles	> 100,000 switching cycles
Power consumption(typical)	Full load(Pin):55.5W, No load(Pno): N/A, On stand-by(Psb) : <0.5W, Network stand-by(Pnet) : N/A
Safety	
Withstand voltage	I/P-O/P(LED):3750V AC(LED,DIM port must be short-circuited),O/P(LED)-O/P(DIM):1500V AC,I/P-O/P(DIM):1500V AC
Mains surge capability	L-N:2KV(90°/270°, 5 times each with an interval of 60s)(Performance criterion:A)
Leakage current(typical)	0.14mA
Isolation resistance	I/P-O/P:100MΩ/500Vdc/25°C/70% RH
Control interface	
DALI dimming port	N/A
pushDIM dimming port	N/A
1-10V 3in1 dimming port	Voltage range: 0-10V, interface current consumption: 0.3mA
Auxiliary power supply	N/A
Dimming range	5%-100%
Dimming drive mode	AM(amplitude modulation)
Emergency support	
Central emergency system	Supported
Self-contained emergency	Supported
Environment & Life time	
Operating temperature	Ta=-20-45°C
Case temperature	Tc=80°C
Operating humidity	5-85% RH, not condensed
Storage temp./humidity	-40-80°C, 5-85% RH, not condensed
IP grade	IP20
MTBF	500,000H,MIL-HDBK-217F(25°C)
Life-time	Nominal life-time up to 100,000 h, see the description below for details
Vibration resistant	10~500Hz,5G 12min./1cycle,period for 72min. each along X,Y,Z axes
Acoustic Noise	<25dB(30cm, Normal operation)
Environmental protection	RoHS
Certifications and standards	
Certification	CE,ENEC,RCM,CCC,UKCA,EL
Safety	EN61347-1, EN61347-2-13, EN62384
EMC	EN55015, EN61000-3-2 , EN61000-3-3, EN61000-4-2,3,4,5,6,8,11, EN61547
DALI-2	N/A
EL	Compatible IEC 61347-2- 13 Annex J , compatible with EN 60598-2-22 and EN 50172
RF	N/A

Remarks

1.By default, all parameter are measured at 230VAC input, 50Hz, full load and 25°C of ambient temperature.

2.The driver can not be installed inside the light. when the driver is used with the light, the EMC of the whole light needs to be tested.

Technical data

Product model	BK-KUL060-1650Am
Output parameters	
Regulation method	Constant Current
Rated output current range	1.2-1.65A,see the DIP-switch for details
Rated output voltage range	24-42VDC,see the DIP-switch for details
Rated output power	62.7W Max,see the DIP-switch for details
Output current adjustment	DIP S.W(10 levels)
Output current ripple LF	±2%
Output current accuracy	±5%
Linear regulation	±5%
Load regulation	±5%
No load output voltage	50VDC
Flicker-free(typical)	Flickering percent(IEEE 1789)=0.178%(100Hz), Flicker index(IEEE 1789)=0.000(100Hz), Pst LM = 0.014, SVM = 0.004, (The above parameters are obtained from testing the panel lights)
Input parameters	
Rated input voltage range	200-240VAC 200-240VDC
Input voltage range	180-264VAC 180-264VDC
Input votage shock	<380 V AC
Input current	<0.37A (Rated input voltage)
Input frequency	0/50/60Hz
Input PF/Input DF(typical)	PF: 0.97,DF: 0.97 ,see the electrical values below for details
Input THD(typical)	8.5% ,see the electrical values below for details
Efficiency(typical)	90.5% ,see the electrical values below for details
In-rush current(typical)	23A peak ,338us duration(50 % Ipeak), see the description below for details
Start/Switchover/Turn off	<0.5s(AC start),<0.5s(DC start),<0.3s(AC/DC switchover),<0.5s(Turn off)
Switching cycles	> 100,000 switching cycles
Power consumption(typical)	Full load(Pin):69.3W, No load(Pno): N/A, On stand-by(Psb) : <0.5W, Network stand-by(Pnet) : N/A
Safety	
Withstand voltage	I/P-O/P(LED):3750V AC(LED,DIM port must be short-circuited),O/P(LED)-O/P(DIM):1500V AC,I/P-O/P(DIM):1500V AC
Mains surge capability	L-N:2KV(90°/270°, 5 times each with an interval of 60s)(Performance criterion:A)
Leakage current(typical)	0.29mA
Isolation resistance	I/P-O/P:100MΩ/500Vdc/25°C/70% RH
Control interface	
DALI dimming port	N/A
pushDIM dimming port	N/A
1-10V 3in1 dimming port	Voltage range: 0-10V, interface current consumption: 0.3mA
Auxiliary power supply	N/A
Dimming range	5%-100%
Dimming drive mode	AM(amplitude modulation)
Emergency support	
Central emergency system	Supported
Self-contained emergency	Supported
Environment & Life time	
Operating temperature	Ta=-20-45°C
Case temperature	Tc=90°C
Operating humidity	5-85% RH, not condensed
Storage temp./humidity	-40-80°C, 5-85% RH, not condensed
IP grade	IP20
MTBF	500,000H,MIL-HDBK-217F(25°C)
Life-time	Nominal life-time up to 100,000 h, see the description below for details
Vibration resistant	10~500Hz,5G 12min./1cycle,period for 72min. each along X,Y,Z axes
Acoustic Noise	<25dB(30cm, Normal operation)
Environmental protection	RoHS
Certifications and standards	
Certification	CE,ENEC,RCM,CCC,UKCA,EL
Safety	EN61347-1, EN61347-2-13, EN62384
EMC	EN55015, EN61000-3-2 , EN61000-3-3, EN61000-4-2,3,4,5,6,8,11, EN61547
DALI-2	N/A
EL	Compatible IEC 61347-2- 13 Annex J , compatible with EN 60598-2-22 and EN 50172
RF	N/A

Remarks

1.By default, all parameter are measured at 230VAC input, 50Hz, full load and 25°C of ambient temperature.

2.The driver can not be installed inside the light. when the driver is used with the light, the EMC of the whole light needs to be tested.

Electrical values

BK-KUL030-0800Am

Efficiency vs Voltage

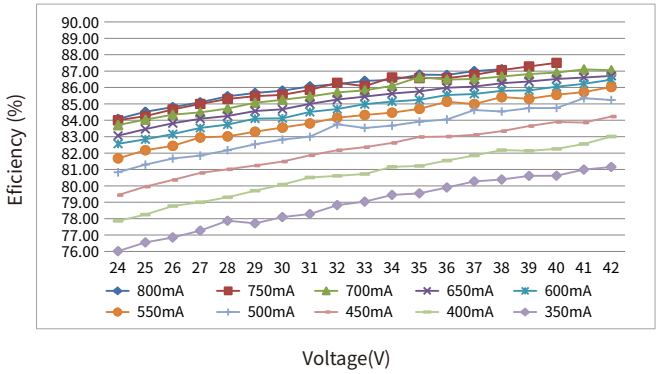

THD vs. Voltage

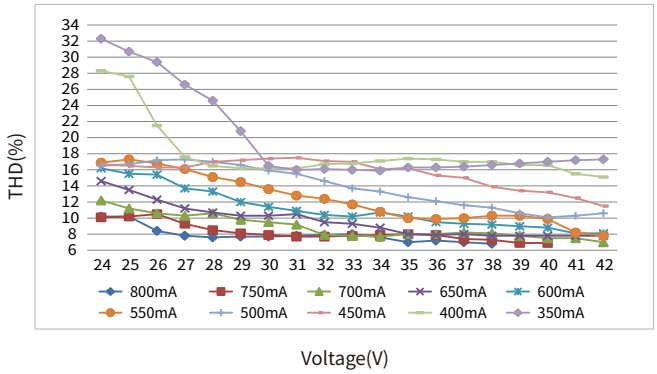

Power factor vs. Voltage

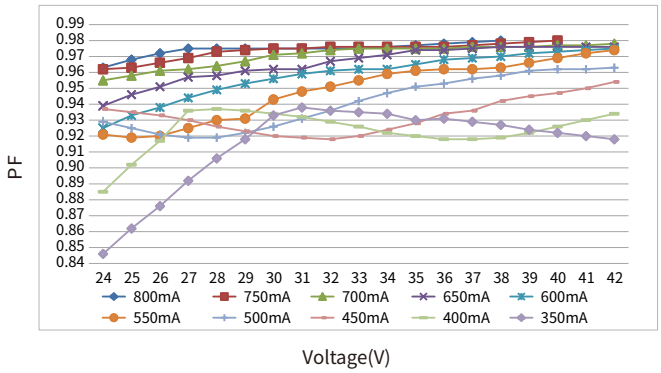

Displacement factor vs. voltage

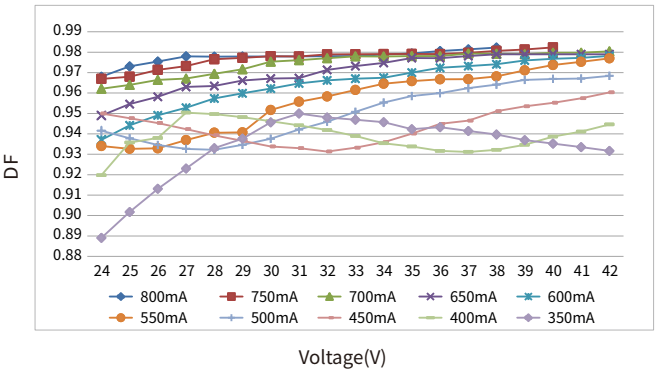

BK-KUL040-1050Am

Efficiency vs Voltage

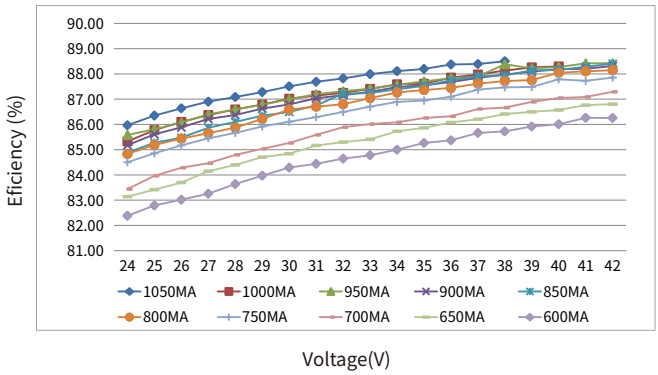

THD vs. Voltage

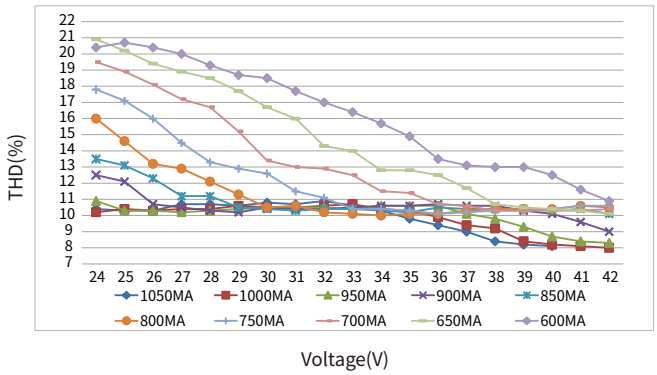

Power factor vs. Voltage

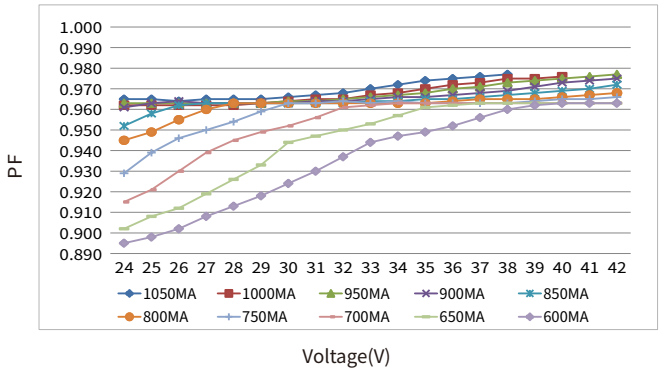

Displacement factor vs. voltage

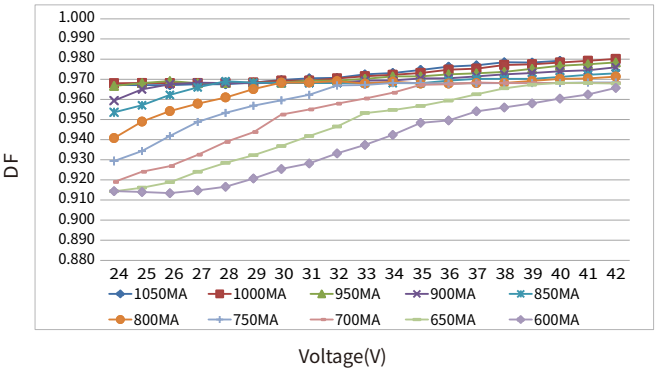

Electrical values

BK-KUL050-1300Am

Efficiency vs Voltage

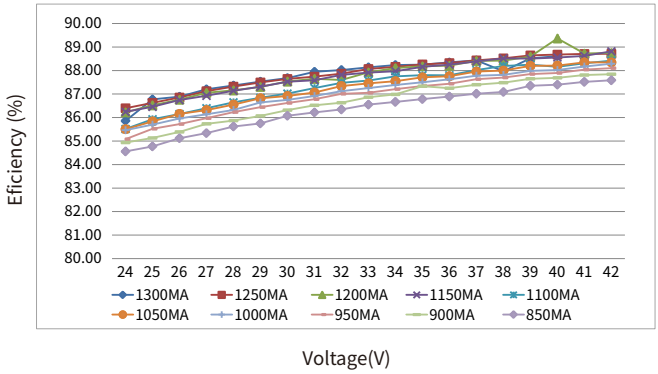

THD vs. Voltage

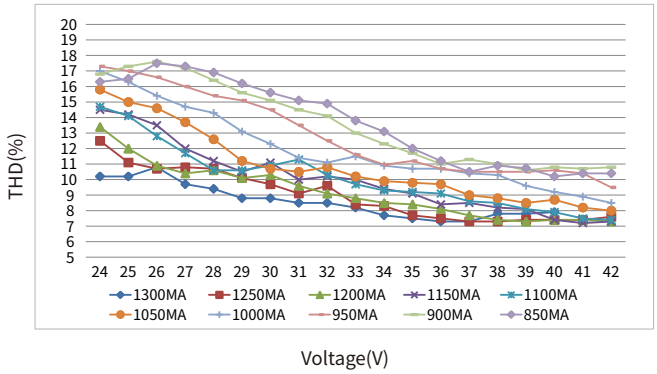

Power factor vs. Voltage

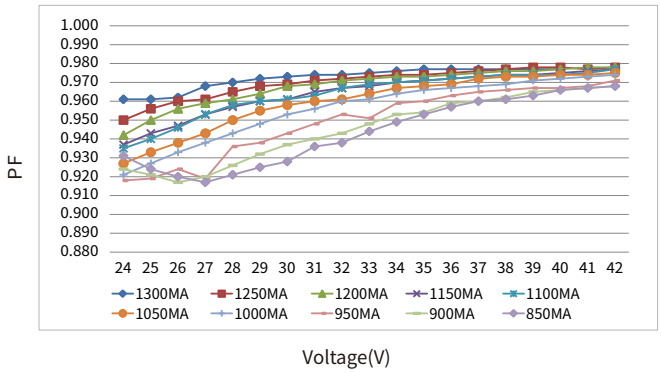

Displacement factor vs. voltage

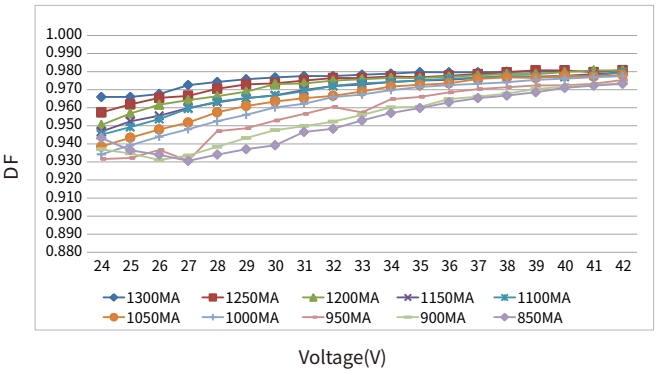

BK-KUL060-1650Am

Efficiency vs Voltage

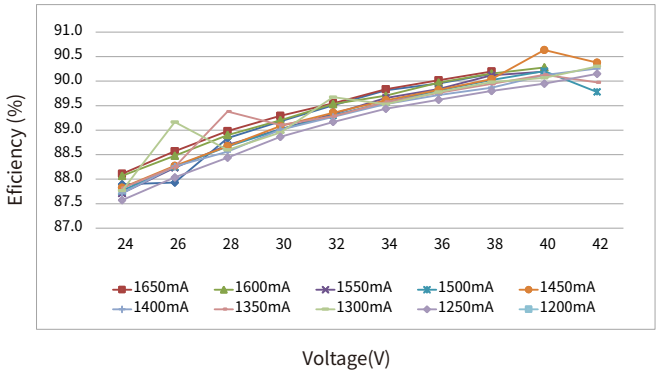

THD vs. Voltage

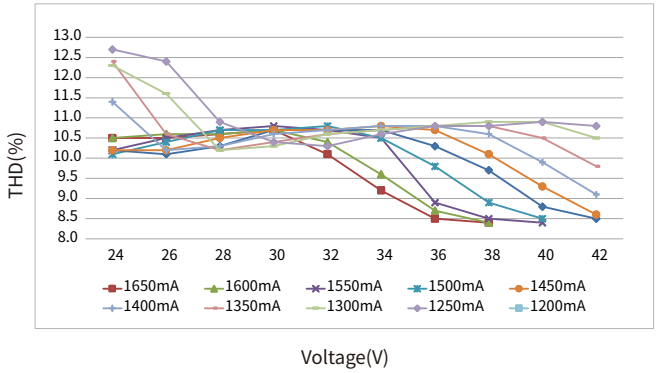

Power factor vs. Voltage

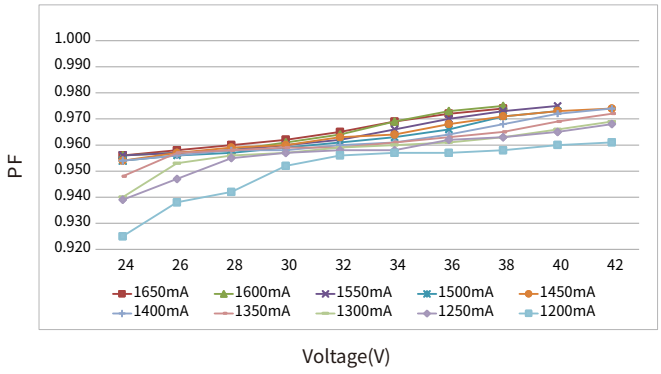

Displacement factor vs. voltage

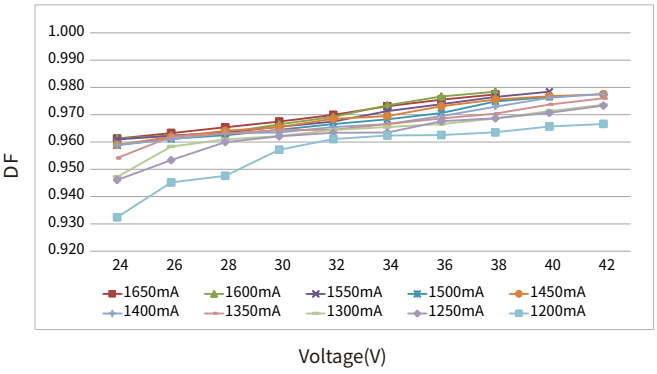

Expected life-time

BK-KUL030-0800Am

Life-time vs. case temperature

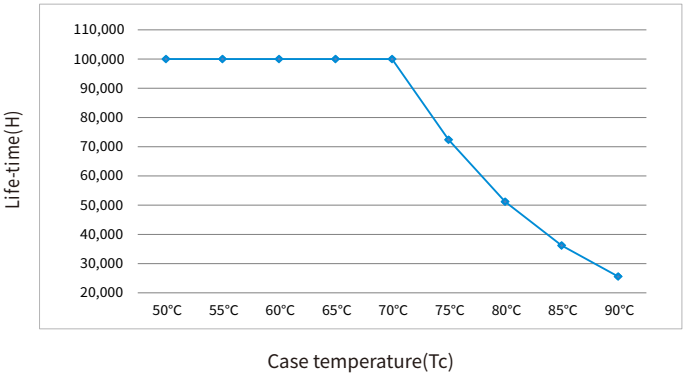

BK-KUL040-1050Am

Life-time vs. case temperature

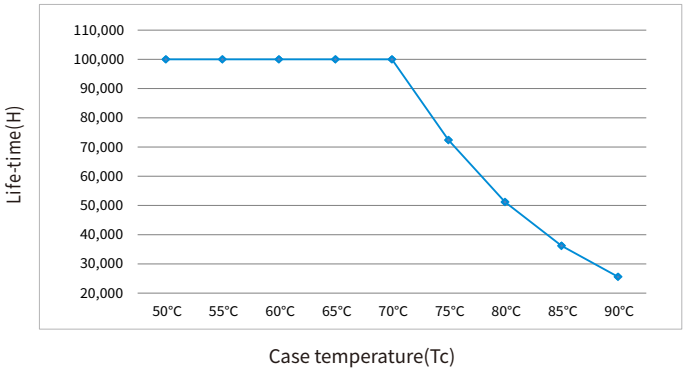

BK-KUL050-1300Am

Life-time vs. case temperature

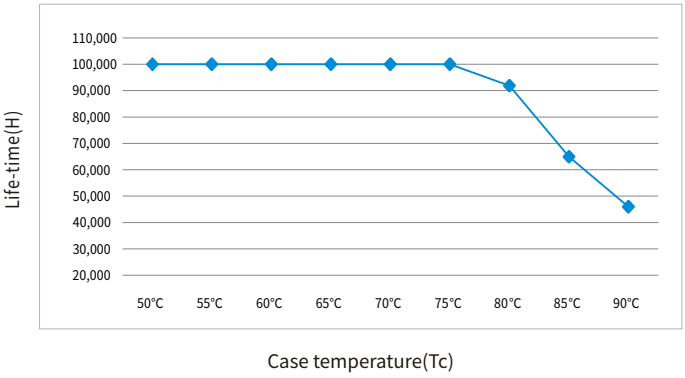

BK-KUL060-1650Am

Life-time vs. case temperature

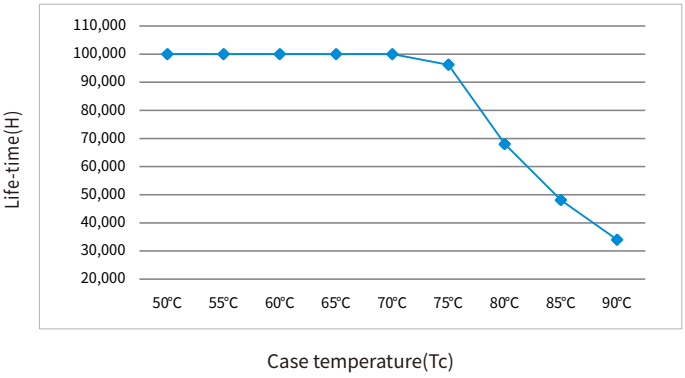

-The life-time of the LED driver is shown in the figure above
(calculated based on the 90% survival rate).
- The relation of tc to ta temperature depends also on the luminaire design.

Surge

Model	Ipeak	Twidth	Condition	Relative number of MCB/pcs														
				B10	B13	B16	B20	B25	C10	C13	C16	C20	C25	D10	D13	D16	D20	D25
BK-KUL030-0800Am	15A	254us	AC 230V,Full load, Cold start,Ta≤30°C, MCB is not installed side by side	16	21	25	32	40	26	34	42	53	66	44	57	70	88	110
BK-KUL040-1050Am	15A	254us		16	21	25	32	40	26	34	42	53	66	34	44	54	67	84
BK-KUL050-1300Am	17A	308us		11	14	17	22	27	18	24	29	36	45	27	35	43	54	68
BK-KUL060-1650Am	23A	338us		7	10	12	15	18	12	16	20	25	31	22	29	35	44	55

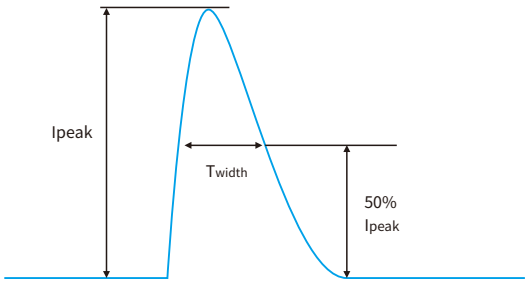

Remarks

- The number of drives mounted under different MCBs in the table is the maximum value. Please do not exceed this number during installation.
- Calculation uses typical values from ABB series S200 as a reference.
- Different brands and models of miniature circuit breakers, the number of drives mounted will be slightly different.
- If the ambient temperature of the MCB installation exceeds 30°C or multiple MCBs are installed side by side, the number of drives mounted will be reduced and the calculation needs to be recalculated.
- Electrician's usually consider Type B for household lighting and Type C for commercial lighting application.

Functions

Output short-circuit behaviour

- Output short-circuit will not damage the driver.

After removing the short circuit fault, the driver will automatically resume output.

Output no-load operation

- Output no-load will not damage the driver.

Please turn off the driver first if you need to connect the LED load.

DIP-switch & output current

BK-KUL030-0800Am

Pin(W) typ.	Output			1	2	3	4
	Prated(W)	Irated(mA)	Voltage(Vdc)				
18.1	14.7	350	24-42	--	ON	ON	ON
19.5	16.8	400	24-42	ON	--	ON	ON
22.1	18.9	450	24-42	--	--	ON	ON
24.6	21.0	500	24-42	--	ON	--	ON
26.8	23.1	550	24-42	--	--	--	ON
29.1	25.2	600	24-42	ON	ON	ON	--
31.4	27.3	650	24-42	--	--	ON	--
33.8	29.4	700	24-42	--	ON	--	--
34.4	30.0	750	24-40	ON	--	--	--
34.9	30.4	800 ★	24-38	--	--	--	--

BK-KUL040-1050Am

Pin(W) typ.	Output			1	2	3	4
	Prated(W)	Irated(mA)	Voltage(Vdc)				
28.8	25.2	600	24-42	--	ON	ON	ON
31.5	27.3	650	24-42	ON	--	ON	ON
33.5	29.4	700	24-42	--	--	ON	ON
35.8	31.5	750	24-42	--	ON	--	ON
38.2	33.6	800	24-42	--	--	--	ON
40.5	35.7	850	24-42	ON	ON	ON	--
43.0	37.8	900	24-42	--	--	ON	--
45.3	39.9	950	24-42	--	ON	--	--
45.4	40.0	1000	24-40	ON	--	--	--
45.4	39.9	1050 ★	24-38	--	--	--	--

BK-KUL050-1300Am

Pin(W) typ.	Output			1	2	3	4
	Prated(W)	Irated(mA)	Voltage(Vdc)				
40.4	35.7	850	24-42	--	ON	ON	ON
42.8	37.8	900	24-42	ON	--	ON	ON
45.0	39.9	950	24-42	--	--	ON	ON
47.4	42.0	1000	24-42	--	ON	--	ON
49.4	44.1	1050	24-42	--	--	--	ON
52.1	46.2	1100	24-42	ON	ON	ON	--
54.1	48.3	1150	24-42	--	--	ON	--
56.6	50.4	1200	24-42	--	ON	--	--
56.2	50.0	1250	24-40	ON	--	--	--
56.4	49.4	1300 ★	24-38	--	--	--	--

BK-KUL060-1650Am

Pin(W) typ.	Output			1	2	3	4
	Prated(W)	Irated(mA)	Voltage(Vdc)				
56.0	50.4	1200	24-42	--	ON	ON	ON
58.3	52.5	1250	24-42	ON	--	ON	ON
60.7	54.6	1300	24-42	--	--	ON	ON
63.0	56.7	1350	24-42	--	ON	--	ON
65.3	58.8	1400	24-42	--	--	--	ON
67.7	60.9	1450	24-42	ON	ON	ON	--
66.7	60.0	1500	24-40	--	--	ON	--
68.9	62.0	1550	24-40	--	ON	--	--
67.6	60.8	1600	24-38	ON	--	--	--
69.7	62.7	1650 ★	24-38	--	--	--	--

Remarks:

1. ★ It means that this item is the factory default current.
2. -- It means that this channel is OFF.

Label

BK-KUL030-0800Am

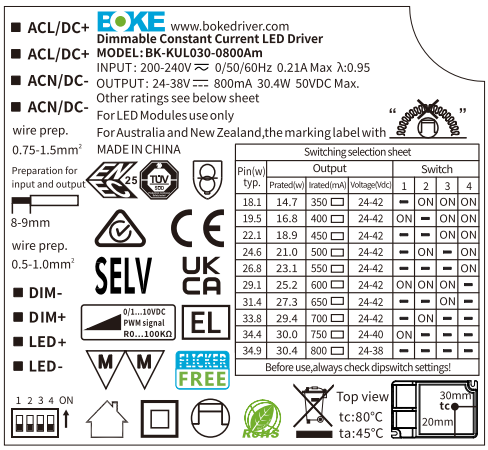

BK-KUL040-1050Am

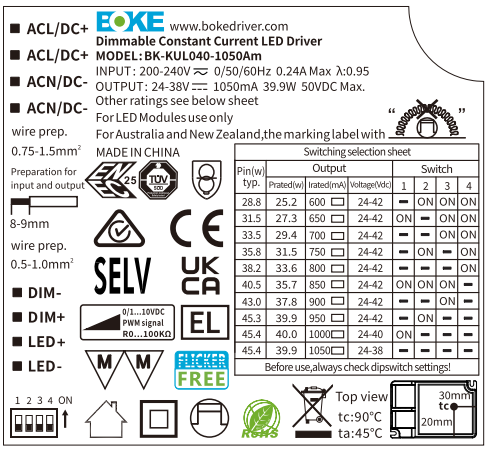

BK-KUL050-1300Am

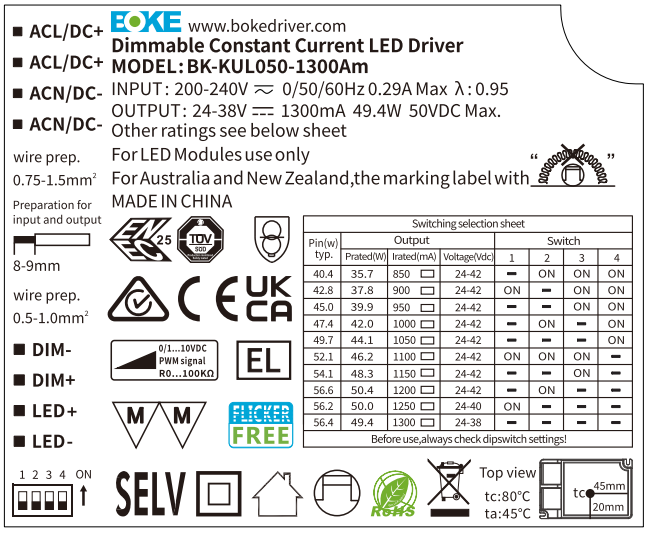

BK-KUL060-1650Am

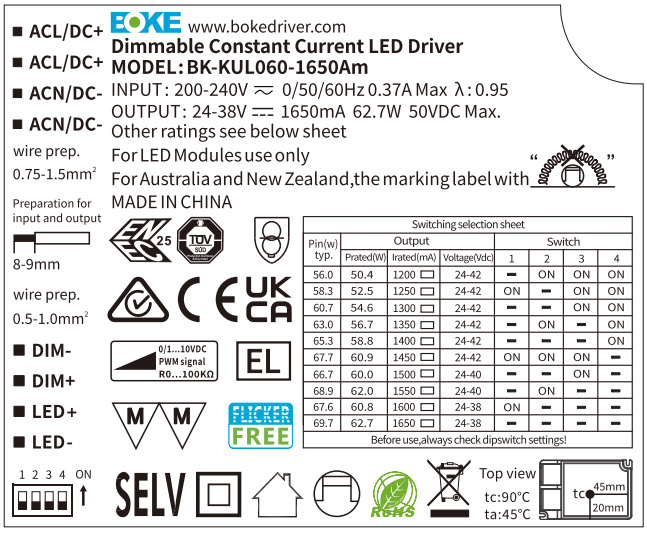

Insulation between circuits

Isolation	Input	Output	Case	DIM
Input	-	Double	Double	Basic
Output	Double	-	Basic	Basic
Case	Double	Basic	-	Basic

1-10V/10V PWM dimming application

Wiring diagram

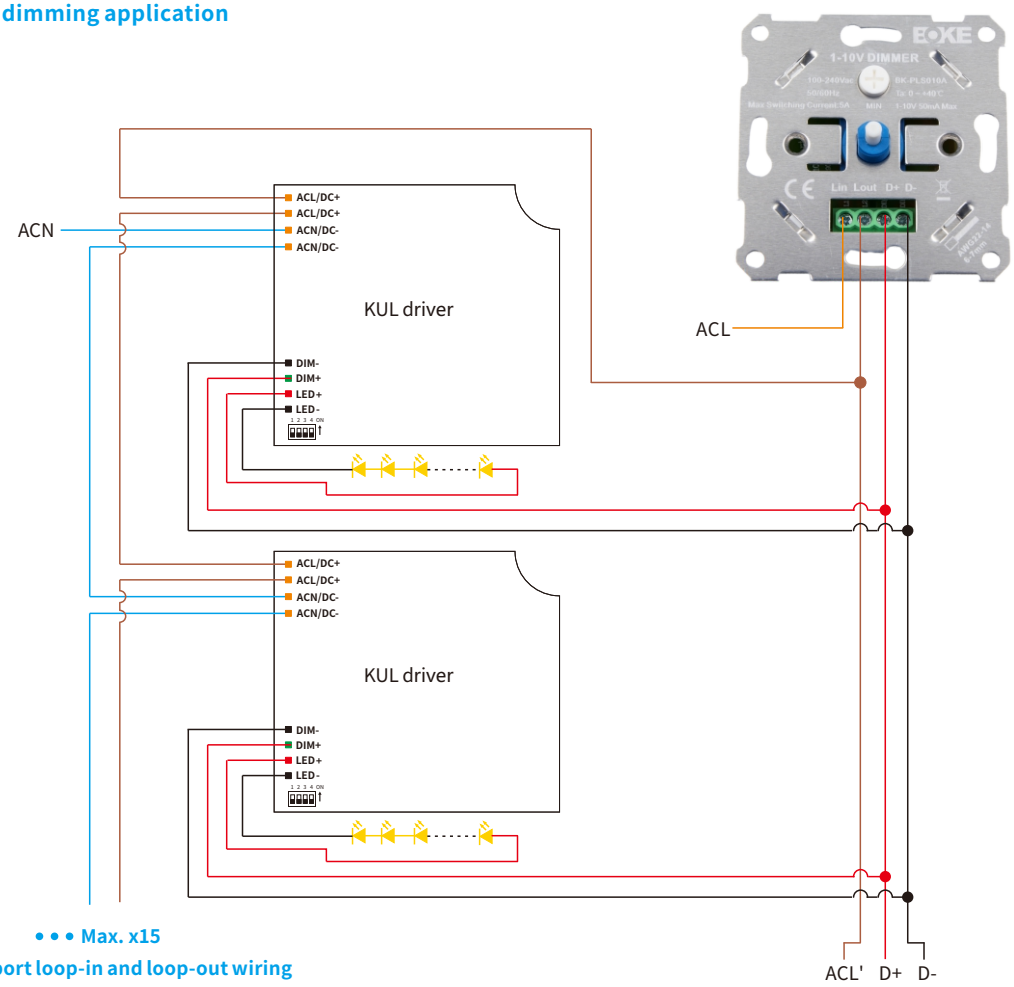

Remarks

- Dimming interface characteristics: 0.9V and below are closed, 1V is the darkest, 10V is the brightest,1-10V is the dimming range.
- The dimming interface distinguishes between positive and negative, DIM+ is positive, DIM- is negative, please do not reverse.
- Dimming interface does not support voltage access higher than 20V, otherwise it will cause damage to the internal components.
- When the dimming interface is open, the driver outputs the maximum current. When the interface is short-circuited, the current output is closed.
- When multiple synchronous dimming is required, the positive poles of the dimming interface of each driver are connected together, and the negative poles are connected together.
- Support passive dimmer or isolated active dimmer dimming, does not support non-isolated active dimmer dimming.
- In general, it is recommended that the number of mounted drives does not exceed 30pcs, and the wiring length does not exceed 100m.
- It is recommended that the dimming wires should not be lower than the 22AWG wire.
- Do not put the dimming wires with high voltage or interference sources. If it is unavoidable, please use the shielded wires.
- If you need a drive with 0-10V dimming characteristics, please contact BOKE.

Dimming curve

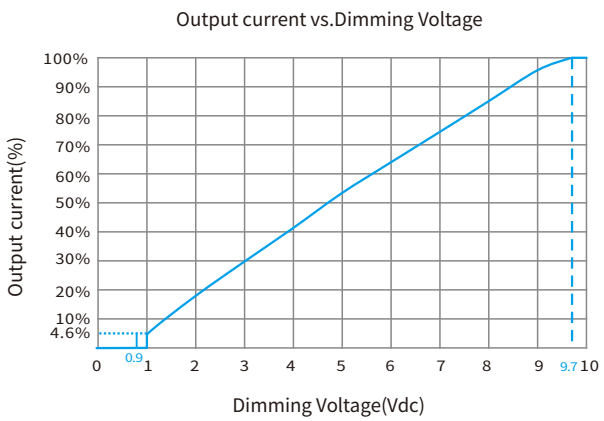

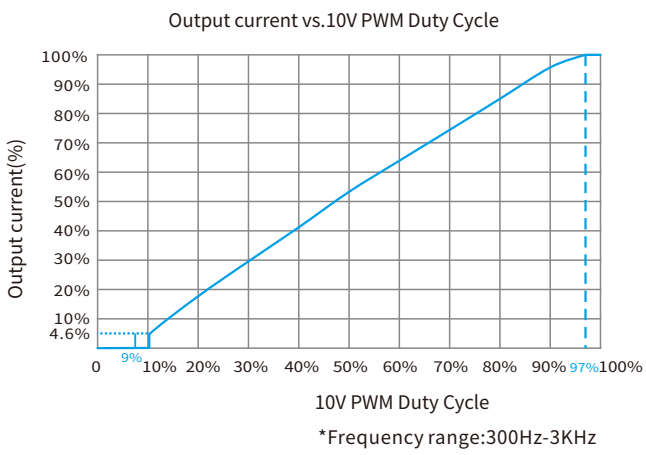

*Frequency range:300Hz-3KHz

100K potentiometer dimming application

Wiring diagram

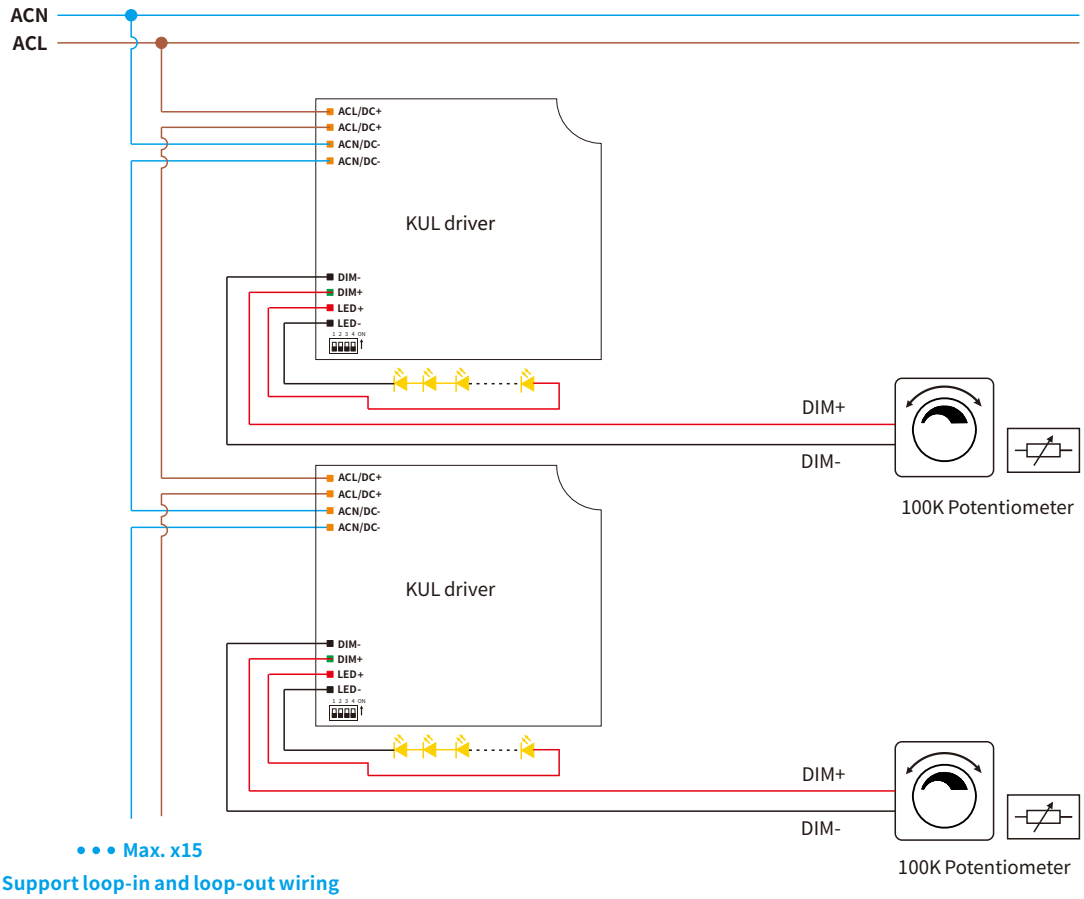

Remarks

- In the 100K potentiometer dimming mode, the potentiometer can only be connected to one driver.

Dimming curve

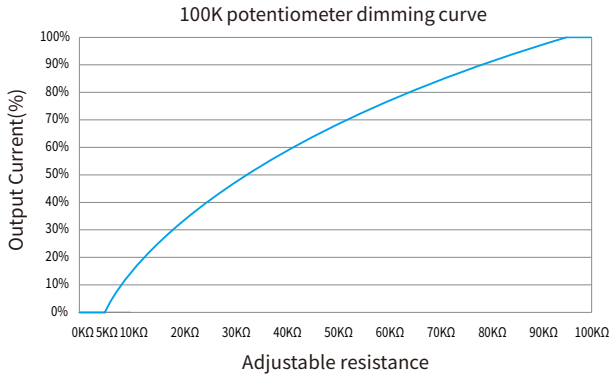

Installation

Mechanical dimensions

Unit:mm

KUL030/KUL040

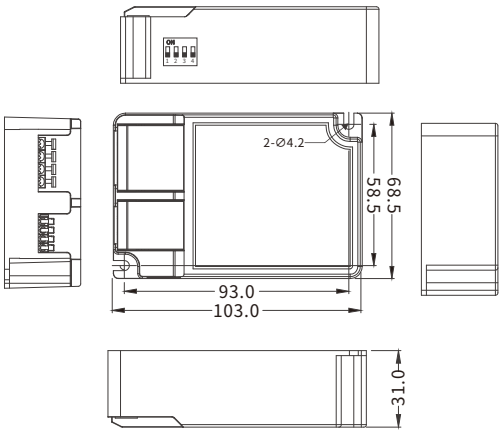

KUL050/KUL060

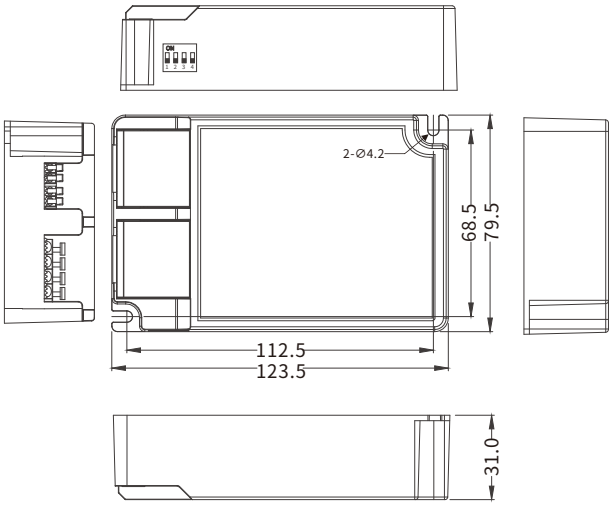

INPUT

Numbering	function	colour
1	ACL/DC+	orange
2	ACL/DC+	orange
3	ACN/DC-	orange
4	ACN/DC-	orange

Input wire

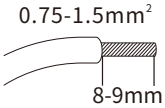

OUTPUT

Numbering	function	colour
1	DIM-	black
2	DIM+	green
3	LED+	red
4	LED-	black

Output wire

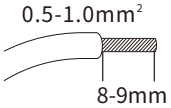

Installation note

Hot plug-in

- Hot plug-in is not supported due to residual output voltage of > 0 V.
- If a LED load is connected the device has to be restarted.
- Restart can be achieved by re-powering the driver or executing a on/off command (action) through the control interface (DALI, pushDIM)

Installation requirements

- The driver should be installed in a dry, acid-free, oil-free, fat-free environment.
- The installation ambient temperature of the driver shall not exceed the value of Ta at any time.
- The temperature of the mounting surface of the driver should be lower than the temperature of Ta.
- The driver should keep a certain distance from the heating stuff (such as the luminaire radiator).
- If the driver is used externally (it needs to be used with the accessories), the installation of the driver should also meet the following conditions:
  1.The driver should be a certain distance between the drivers, as shown in Figure 1.
  2.The driver keeps a certain distance from surrounding objects, as shown in Figure 2.

Replace LED module

1. Mains off
2. Wait more than 5 seconds
3. Remove LED module
4. Connect LED module again

Wiring guidelines

- All connections must be kept as short as possible to ensure good EMI behaviour.
- Mains leads should be kept apart from LED Driver and other leads (ideally 5 – 10 cm distance)
- Max. lenght of output wires is 2 m.
- Incorrect wiring can damage LED modules.

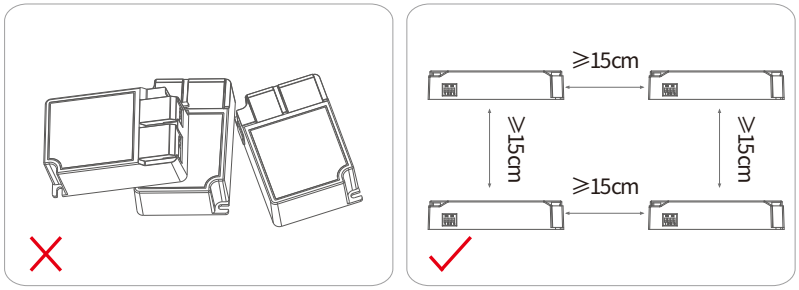

Figure 1

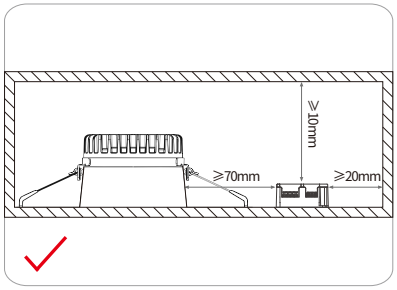

Figure 2

Packaging

Optional 1: factory default

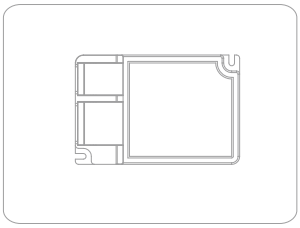

Product



Blister

16pcs×4layer=64pcs/CTN
9pcs×4layer=36pcs/CTN

Model	Product size	Weight	Blister size	Carton size	Qty/carton	N.W	G.W
KUL030	L103*W68.5*H31mm	140g	L480*W330*H40mm	L490*W340*H165mm	64pcs	8.96kg	10.5kg
KUL040	L103*W68.5*H31mm	140g	L480*W330*H40mm	L490*W340*H165mm	64pcs	8.96kg	10.5kg
KUL050	L123*W78.5*H31mm	195g	L435*W345*H40mm	L450*W350*H180mm	36pcs	7.02kg	8.62kg
KUL060	L123*W78.5*H31mm	216g	L435*W345*H40mm	L450*W350*H180mm	36pcs	7.78kg	8.99kg

Optional 2:

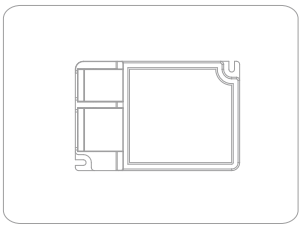

Product

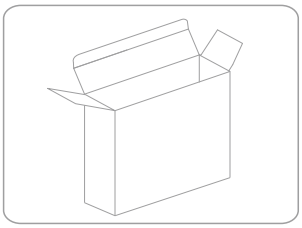

Packaging

24pcs×2layer=48pcs/CTN
18pcs×2layer=36pcs/CTN

Model	Product size	Weight	Packaging size	Carton size	Qty/carton	N.W	G.W
KUL030	L103*W68.5*H31mm	140g	L130*W38*H85mm	L415*W330*H190mm	48pcs	6.72kg	8.7kg
KUL040	L103*W68.5*H31mm	140g	L130*W38*H85mm	L415*W330*H190mm	48pcs	6.72kg	8.7kg
KUL050	L123*W78.5*H31mm	195g	L140*W40*H100mm	L380*W295*H220mm	36pcs	7.02kg	9.0kg
KUL060	L123*W78.5*H31mm	216g	L140*W40*H100mm	L380*W295*H220mm	36pcs	7.78kg	9.72kg

Additional information

1. This product can only be used outside the light body, Can not be used inside of the light, and it must be used within the specified working environment.
2. The life and MTBF of the product are for reference only, and do not represent a warranty statement.
3. For more information, please send an email to info@bokedriver.com.